

INSTRUCTOR ANSWER KEY

What is Your Watershed Address?

Write your street address on the left column, then write each watershed you live in on the right column.

YOUR STREET ADDRESS

Street or Road: _____

Town or City: _____

State: _____

Country: _____

Challenge: Can you build your watershed address?

YOUR WATERSHED ADDRESS

Local Creek or Stream: Any Lancaster County Stream

State Tributary River: Susquehanna River

Regional Bay: Chesapeake Bay

Global Ocean: Atlantic Ocean

Why do you think people choose to live where they do?

Using the photographs on the last page of the Watershed Brochure, match each possible pollution with a watershed solution.

Possible Pollution 1 Matches Solution Letter D

Possible Pollution 2 Matches Solution Letter E

Possible Pollution 3 Matches Solution Letter A

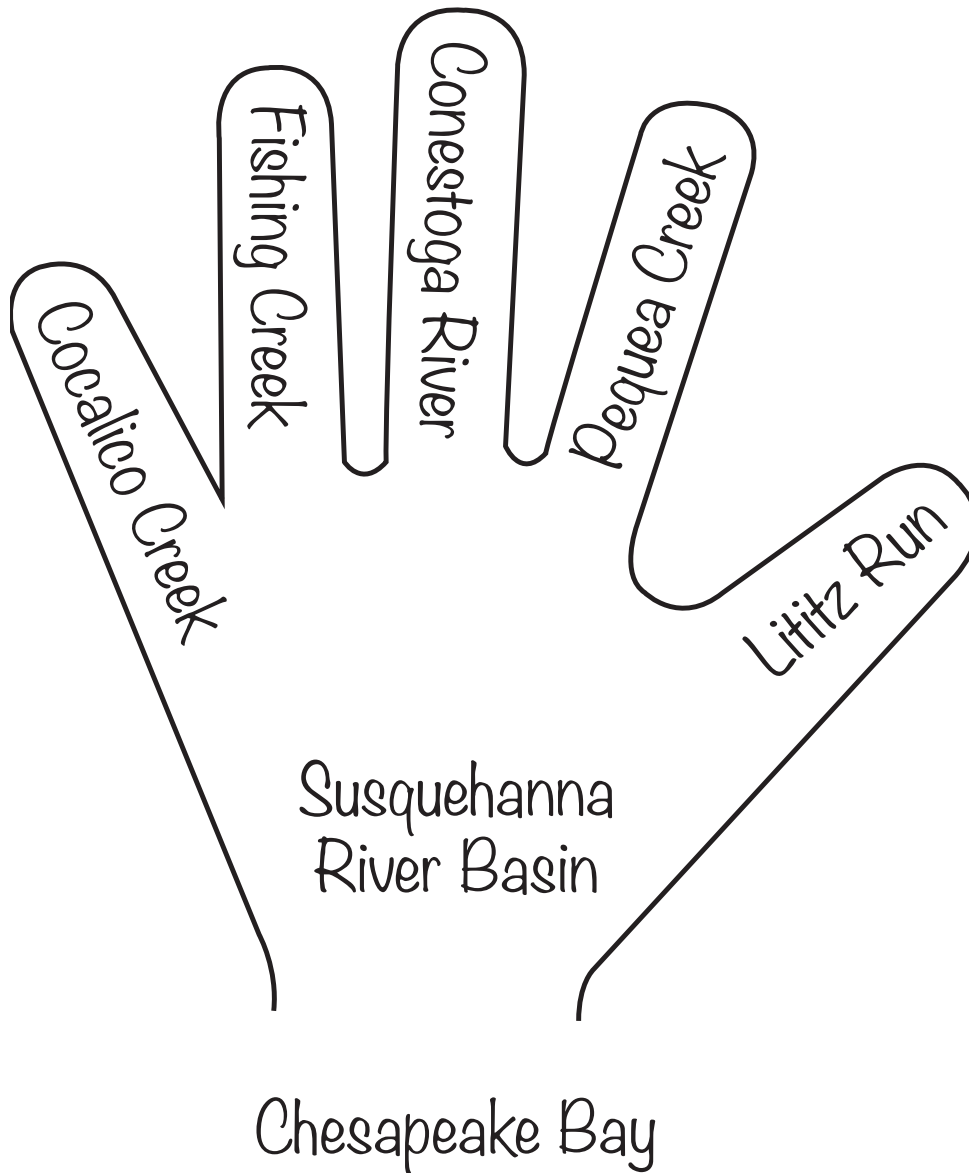
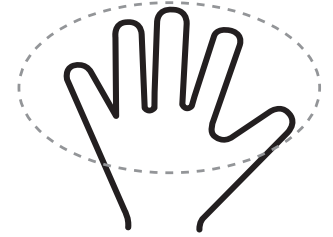
Possible Pollution 4 Matches Solution Letter C

Possible Pollution 5 Matches Solution Letter B




A handy way to map a watershed.

Trace your hand including your wrist in the space below like the image to the right. Label each finger and thumb with the name of a stream or creek found in Lancaster County. Your fingertips are the highest point of a watershed. These creeks and streams drain down into the palm of your hand which represents the Susquehanna River Basin. Label the Susquehanna River Basin in your drawing. This basin drains into your wrist which symbolizes the Chesapeake Bay. Label the Chesapeake Bay on the watershed map shaped by your hand. Take a look at your hand the next time you need a handy reminder of how watersheds are connected from smaller bodies of water to larger bodies of water.



Reference page 2 of the watershed booklet for a list of possible streams.

Watershed Words Crossword Puzzle



Across

- Partially enclosed body of water along the coast where freshwater mixes with saltwater.
- A land area where a smaller waterbody drains into a larger waterbody.
- Water that gathers into a waterbody above ground, such as a stream or lake.
- Water stored in aquifers below the surface of the earth.
- Type of pollution that has a variety of sources.
- A smaller waterbody that flows into a larger waterbody.
- Waterbodies that are still or standing.

Down

- Drops of water that sink into the soil, evaporate into the air, or run off the surface of the land into a body of water.
- Aquatic animals without backbones large enough to be observed without the aid of a microscope.
- Sediment that is picked up, moved and deposited somewhere else. Could be moved by streams, glaciers, wind, and gravity.
- Water that travels over land, in a downward direction, possibly picking up pollution.
- Water systems that flow – including streams, creeks and rivers.


Drop some knowledge...

1. Name three forms water occurs. Liquid Solid Gas
2. Generally, how many gallons of fresh water is needed to flush a toilet? 2 - 7 Gallons
3. Name an example of precipitation. Snow, Sleet, Hail, or Rain
4. How many days can a person survive without freshwater? 3 - 5 Days
5. The process of water vapor turning into a liquid is called: Condensation
6. At what temperature will water freeze? 32 °F or 0 °C
7. What is the chemical symbol for water? H₂O
8. All rivers eventually flow into an ocean, so why does the water level in the oceans stay the same? The Water Cycle
9. What device do humans use to take groundwater into a home? A Well
10. Which holds more water: warm air or cold air? Warm Air
11. About how many gallons of water does it take to grow a day's worth of food for one person? 1,700 Gallons

Guess by the gallon...

How many gallons of water do you use to:

1. Brush your teeth? 2 gallons
2. Flush a toilet? 2 - 7 gallons
3. Take a five-minute shower? 25 - 50 gallons
4. Run the automatic dishwasher? 9 - 12 gallons
5. Wash your hands? 2 - 5 gallons



Quik Quiz 1

What percentage of Earth's water is frozen freshwater?

Answer: **2%**

Quik Quiz 2

What percentage of the Earth's water is saltwater?

Answer: **97%**

The Lancaster County Conservation District gratefully acknowledges support from the Arconic Foundation to create this publication.



Lancaster County Conservation District

1383 Arcadia Rd., Room 200
Lancaster, PA 17601
Phone: (717) 299-5361
Fax: (717) 299-9459
www.lancasterconservation.org