



FRUIT TREE SELECTIONS

R = Rootstock

H = Height at Pickup

BT = Bloom Time

RT = Ripening Time

C = Color

O = Other



PRISTINE

Pristine

First introduced in 1994, this apple has a smooth, glossy skin with a high sugar content. This is an early scab-resistant variety, however somewhat fire blight susceptible. A good eating apple, and good early season keeper.

R EMLA 7


H 4-5 ft

BT Early Mid-season

RT July

C Yellow

O Semi-dwarf rootstock that is well anchored and hardy



EMLA 7 size at
Maturity



MACOUN

Macoun

This variety was developed at the New York State Agriculture Experiment Station in 1932, and is similar to McIntosh. Very sweet and juicy with white flesh. Excellent for eating; good for sauce. Needs substantial thinning to maintain annual cropping.

R EMLA 7

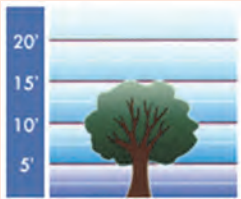
H 4-5 ft

BT Mid to Late season

RT End September-Begin October

C Red

O Semi-dwarf rootstock that is well anchored and hardy



EMLA 7 size at
Maturity

Lancaster County Conservation District



CELEBRATING 66 YEARS OF CONSERVATION STEWARDSHIP



POTOMAC

Potomac

Potomac is a result of a cross between D'Anjou & Moonglow pears. Small, sweet pear with moderately fine flesh. Very similar in flavor to D'Anjou. Released by USDA in 1993, this is the highest quality fire blight resistant variety. Ripens two weeks after Bartlett.

R OHXF87

H 4-5 ft

RT Mid-September

C Light green and glossy

O Semi-dwarf rootstock with fire blight resistance. Grows to about 25 ft. if not pruned.



ACT™ HARROW SWEET

ACT™ Harrow Sweet

Developed in Canada, this pear resembles Bartlett in appearance with a slight blush. Thin to avoid biennial bearing and smaller fruit size. Ripens 3 weeks after Bartlett. Good storage almost until Christmas!

R OHXF87

H 4-5 ft

RT Mid to Late September

C Green-Yellow with blush

O Semi-dwarf rootstock with fire blight resistance. Grows to about 25 ft. if not pruned.




DUKE BLUEBERRY

Duke blueberry is an early-season variety and is extremely popular in the Mid-Atlantic region. It is high-yielding and hardy. The attractive fruit is medium to large, light blue, and slightly tart. Berries are very firm and retain their quality better than most other varieties. Duke grows upright to a height of 4-6 feet.

BLUEBERRY

A/S = Age/Size
G = Growing Conditions
C = Characteristics

DESCRIPTION OF



AMERICAN ARBORVITAE

(Thuja occidentalis)

A/S 3 yrs., 6"-12"

- G** Sun or partial shade. Adapted too many soil types, even wet soil.
- C** Pyramidal shape. 12'-14' tall & 3'-4' width. Can be used as a screen or windbreak.



CONCOLOR FIR

(Abies concolor)

A/S 4 yrs., 8"-16"+

- G** Full sun & easily transplanted. Prefers a deep, well-drained soil with adequate moisture.
- C** Needles silvery blue-green, 2-3 inches long. Pyramidal shape, holding a dense, formal shape with age. 50'-75' tall & 20'-30' wide. Slow to medium growth rate.



EASTERN WHITE PINE

(Pinus strobus)

A/S 3 yrs., 7"-14"

- G** Best in full sun although young trees tolerate light shade. Prefers moist, well-drained soils.
- C** Soft needles. 50'-80' tall & 30'-50' wide. Conical form young, losing a defined shape with age (open form). Fast growing.



FRASER FIR

(Abies fraseri)

A/S 3 yrs., 5"-9"

- G** Best growth if planted on a north or east hillside, well-drained soil.
- C** Great Christmas tree with soft needles that are shiny with silvery underside. Slower growing



AMERICAN BEECH

(Fagus grandifolia)

A/S 1 yr., 12"-18"

- G** Prefers full sun and acidic, loamy, moist, well-drained soils.
- C** Wide spreading canopy provides great shade in summer and beautiful bronze colors in fall. Compensates for its slow growth in longevity. 40' spread and 50'-70' tall.



BLACK CHERRY

(Prunus serotina)

A/S 1 yr., 18"-24"

- G** Full to partial sun. Avoid poorly drained soil.
- C** Fast growing & valuable timber tree with multiple wildlife benefits. 50'-80' tall & 20'-50' spread.



RED OAK

(Quercus rubra)

A/S 2 yrs., 10"-24"+

- G** Full sun & withstands urban conditions best. Well-drained, acidic, sandy loam soils are best.
- C** Long-lived, fast growing tree. Up to 75' tall. Red leaves in fall. Timber and wildlife value.



SYCAMORE

(Platanus occidentalis)

A/S 1 yr., 12"-18"

- G** Full sun preferred. Moist, deep, rich, well-drained soils. Can tolerate moderate salt & drought conditions.
- C** Massive white branches, mosaic of colored bark. 75'-90' tall & 60'-70' wide. Leaves turn yellow-brown in autumn.



SWAMP WHITE OAK

(Quercus bicolor)

A/S 1 yr., 12"-18"

- G** It is tolerant of poorly drained sites and frequently is found in mucky soils. Prefers full to partial sun
- C** A rapidly growing tree that flowers in spring. Turning golden in the fall. Has a rounded open form. Can grow to 50-60' tall and spread just as much.



TULIP POPLAR

(Liriodendron tulipifera)

A/S 2 yrs., 10"-28"

- G** Prefers a deep, moist, fertile soil. Full sun and slightly acidic soils are best.
- C** Showy flowers resembling tulips. Wildlife and timber value. Fast growing. 70'-90' tall.

TREE SALE ITEMS

A/S = Age/Size
G = Growing Conditions
C = Characteristics



AMERICAN PLUM

(Prunus Americana)

A/S 1 yr, 18"-24"

- G** Does best in moist, rich, well-drained loams. Can tolerate varying light levels.
- C** A thicket-forming shrub or small tree with short trunk, many branches, broad crown, showy large white flowers, and red plums. Fruit can be eaten or used in jellies. 20'-30' tall.




NANNYBERRY

(Viburnum lentago)

A/S 1 yr., 12"-18"

- G** Favors rich, moist sites. Grows in both shade and sun. Very adaptable to many sites.
- C** Year round color. Showy white spring flowers to burgundy autumn leaves and dark blue berries in winter. Berries edible and ideal for jellies. 15'-25' tall



REDBUD

(Cercis canadensis)

A/S 1 yr., 12"-18"

- G** Full sun to light shade. Likes moist, well-drained soils. Avoid permanently wet soils.
- C** Shape is rounded to broad & flat-topped. 20'-30' tall & 25'-35' wide. Lavender colored buds in early spring.



RED OSIER DOGWOOD

(Cornus sericea)

A/S 1 yr., 18"-24"

- G** Full sun to light shade. Quite adaptable to many soils, but likes moisture..
- C** Deep red stems & white flowers. 6'-10' tall. Many wildlife benefits. Easily grown.



SASSAFRAS

(Sassafras albidum)

A/S 1 yr., 12"-18"

- G** Does well in full sun to light shade in moist, loamy, well-drained soils
- C** Leaves 3"-7" long. Enchanting fall colors of deep orange, purple and yellow. Aromatic yellow flowers in spring, followed by round blue fruit. 30'-60' high & 25'-40' wide




WHITE FLOWERING DOGWOOD

(Cornus florida)

A/S 1 yr., 12"-18"

- G** Partial shade, average soil & moisture conditions.
- C** Showy white flowers in early spring. Red fruit eaten by birds. Crimson fall foliage. 25' tall & 25' spread



WINTERBERRY

(Ilex verticillata)

A/S 1 yr., 12"-18"

- G** Full sun to partial shade; more sun means more fruit on females. Prefers moist, acidic soils.
- C** Oval to rounded form with dense branches. 6'-10' tall. Small yellowish-white flowers in Spring. Females will develop orange fruit through winter months. (3 years old)




CANDYTUFT

"Snowflake" & "Tahoe"

A/S Quart pot

- G** Easily grown in well-drained, alkaline soils in full sun.
- C** Large clusters of **white** flowers on evergreen leaves that bloom from mid to late spring. 8"-10" tall



DIANTHUS

"Star Series"

A/S Quart pot

- G** Plants require good drainage and full sun.
- C** A mound of grassy grey-green foliage, with an early summer display of fragment **magenta-pink** single flowers, 6"-8" tall.



ECHINACEA

"Pow Wow Wildberry"

A/S Quart pot

- G** Prefers full sun to partial shade in normal clay soils.
- C** Blooms in early summer to early fall with a deep **rose-purple** color. Long bloom time and 2' tall plants.

A/S = Age/Size
G = Growing Conditions
C = Characteristics

DESCRIPTION OF TREE SALE ITEMS



GEUM

"Cooky" & "Borisii"

A/S Quart pot

G Does best in full sun and moist but well drained soils.

C Single, **orange-scarlet** blooms up to 12" tall on top of shiny green-leafed foliage. Blooms from late spring through early summer



HOSTA

"Albo Marginata"

A/S Quart pot

G Best in moist, well-drained, highly organic soils with full to partial sun.

C Medium green leaves with wavy, white margins and gray-green streaks at junction of margin and center. Pale lavender flower blooms in midsummer. 18" tall



LEWSIA

"Cotyledon Mix"

A/S Quart pot

G Best in cool rock garden setting, with excellent drainage.

C Tight rosettes of fleshy, evergreen leaves smothered in flowers of **pink, purple, yellow, red, orange, salmon, and white** from late spring through midsummer. 6"-8" tall



MONARDA

"Bee Balm"

A/S Quart pot

G Prefer full sun & moist yet well-drained soils.

C 1'-3' tall plants with **pink/lavender** colored flowers. Blooms all summer. Planted along beds or borders to attract hummingbirds & pollinating insects.



SEDUM

"Seiboldii"

A/S Quart pot

G Average to poor soils that are well drained and in full to light shade.

C Low spreading with blue-green leaves that form rounded mound, sending out horizontal branches from the central crown. **Bright pink**, star shaped flowers in fall. 6"-10" tall



MYRTLE

(Vinca minor)

A/S 50 plants per flat

G Partial sun to full shade. Performs best in well-drained soils. Plant 1' x 1' spacing.

C Short evergreen perennial groundcover. Grows to 6" tall & 3' diameter. Small **blue-purple** flowers.



LIRIOPE "BIG BLUE"

(Liriope muscari)

A/S 18 4" plants per flat

G Tolerates deep shade to full sun. Well drained to moderately drained soils are preferred.

C Grass like foliage 3/8"-1/2" wide. Grows by clumping out from the main plant. Flowers late summer, with **lavender** flower spikes. In fall, **black berries** appear on spikes.




ELDERBERRY

(Sambucus canadensis)

A/S Containerized Pot 3"x3"x9"

G Prefers moist soils and full sun.

C A fast grower it can reach heights of 12 ft. tall. Produces attractive white flowers and black/purple berries all season long. Berries are great for wildlife, jams and jellies.



RIVER BIRCH

(Betula nigra)

A/S Containerized Pot 3"x3"x9"

G Tolerates heavy, poorly drained soils but widely adapted to varying soils. Full sun

C Reddish brown exfoliating bark provides ornamental value. Often grows along streams. 50'-70' tall with medium to fast growth rate.



SPICEBUSH

(Lindera benzoin)

A/S Containerized Pot 3"x3"x9"

G Fast-growing shrub, useful in moist, shady places. More sun yields better form and more berries.

C Single or few-stemmed shrub, 6'-12' tall, with glossy leaves and slender light green branches. Dense clusters of tiny, pale yellow flowers. Golden-yellow leaves in fall.



SUGAR MAPLE

(Acer saccharum)

A/S Containerized Pot 3"x3"x9"

G Prefers rich soil, good drainage and can tolerate shade.

C Valued timber tree with wildlife value. Elliptical crown with dark green leaves turning yellow, orange or red in fall. 60'-75' tall & 40'-50' wide



Lancaster County Conservation District 2016 Tree Seedling Order Form

Order Deadline: March 14, 2016

Pickup: THURSDAY April 14, 2016

Name _____ (Mailing) Address _____
 Street _____ City _____ State _____ Zip _____
 Phone () _____ Email _____

CONIFERS (Sold in Bundles of 10)	# of Bundles	Price/Bundle	Amount
American Arborvitae		\$ 8.00	\$
Concolor Fir		\$ 8.00	\$
Eastern White Pine		\$ 8.00	\$
Fraser Fir		\$ 8.00	\$

FRUIT TREES & SHRUBS (Sold Individually)	# of Trees	Price/Tree	Amount
Pristine Apple		\$ 12.00	\$
Macoun Apple		\$ 12.00	\$
Potomac Pear		\$ 13.00	\$
AC™ Harrow Sweet Pear		\$ 13.00	\$
Duke Blueberry		\$ 7.50	\$

HARDWOODS	# of Trees	Price/Tree	Amount
American Beech		\$1.50	\$
Black Cherry		\$1.50	\$
Red Oak		\$1.50	\$
Sycamore		\$1.50	\$
Swamp White Oak		\$1.50	\$
Tulip Poplar		\$1.50	\$

WILDLIFE SPECIES	# of Trees	Price/Tree	Amount
American Plum		\$1.50	\$
Nannyberry		\$1.50	\$
Redbud		\$1.50	\$
Red Osier Dogwood		\$1.50	\$
Sassafras		\$1.50	\$
White Flowering Dogwood		\$1.50	\$
Winterberry		\$1.50	\$

PRE-PAID PAYMENT:

☐ Cash

☐ Check Please make checks payable to the Lancaster County Conservation District

☐ VISA ☐ MasterCard ☐ Discover Signature _____

Name As It Appears On Card _____

Credit Card Number Exp Date _____ Sec# _____

PERENNIAL POTTED STOCK	# of Pots	Price/Pot	Amount
Candytuft "Snowflake & Tahoe"		\$ 3.00	\$
Dianthus "Star Series"		\$ 3.00	\$
Echinacea "Pow Wow Wildberry"		\$ 3.00	\$
Geum "Cooky" & "Borisii"		\$ 3.00	\$
Hosta "Albo Marginata"		\$ 3.00	\$
Lewisia "Cotyledon Mix"		\$ 3.00	\$
Monarda "Bee Balm"		\$ 3.00	\$
Sedum "Seiboldii"		\$ 3.00	\$

GROUND COVER	# of Flat	Price/Flat	Amount
Myrtle		\$ 17.00	\$
Liriope "Big Blue"		\$ 17.00	\$

CONTAINERIZED SEEDLINGS	# of Pots	Price/Pot	Amount
Elderberry		\$ 4.25	\$
River Birch		\$ 4.25	\$
Spicebush		\$ 4.25	\$
Sugar Maple		\$ 4.25	\$

	# Protectors	Price Each	Amount
Plantra VENTED 5ft. Tree Protector		\$ 4.25	\$

Deadline March 14 TOTAL AMOUNT DUE \$ _____

Mail order form & payment to:

ATTN: Tree Sale, Lancaster County Conservation District,
 1383 Arcadia Rd. Rm 200, Lancaster, PA 17601

For Office Use Only

Order No. _____

Contact No. _____

Date Rec'd _____

Check No. _____

Payment \$ _____