



Conservation Crier

Newsletter of the LANCASTER COUNTY CONSERVATION DISTRICT

TREE SALE 2011

ADMINISTRATOR'S CORNER

Is it WIP or WHIP?

If you have been following the events within Lancaster County that began to unfold in the fall of 2009 you became familiar with something called a Watershed Implementation Plan or WIP for short. To those of us, both landowners and agency personnel, who stood the ground between the Environmental Protection Agency (EPA) and the local natural resources, it felt more like a whip. Like a tool to "encourage" a change in behavior, attitude or speed of a race horse as it makes the final turn at the Kentucky Derby.

The race we found ourselves in the last 18 months was the race to meet higher levels of implementation of Best Management Practices (BMPs) on the landscape of Lancaster County. This effort by EPA was focused on three distinct areas, they were and still are: waste water treatment plants, agriculture and stormwater. After hundreds of hours reviewing, surveying, testing and evaluating through monitoring and modeling, the results are in. This is good news for waste water treatment plants and agriculture. It's good news in the fact that EPA recognizes that both of these entities are moving in the right direction but need to keep up the work with diligence. It's not such good news for stormwater since EPA has indicated additional review and resources will need to be focused in this area.

So what is this stormwater issue you might ask? Here's something novel..."when it rains there will be stormwater". OK, so what does that mean to you as a resident of Lancaster County? Think about keeping it (rainwater aka stormwater), where it falls. In other words... infiltrate!

Homeowners can plant more trees, incorporate a rain garden into their landscape and go greener. Farmers can go greener with no-till and cover crops while waste water treatment plants and Lancaster City, especially consider keeping rainwater out of the treatment plant. So am I asking all residents of Lancaster County to start developing a plan to infiltrate more and more water? Yes, I am. We are all in this together; all 500,000 plus residents of Lancaster County. To find out more about what you can do as your part to infiltrate please go to the following websites for additional information: www.lancasterconservation.org and/or www.lccwc.com and/or www.lancasterwatersheds.org.

If you are proactive in your approach to stormwater you will enjoy the ride without getting whipped!

—Don McNutt, Administrator

What's New at 2011 Tree Sale?

The Lancaster County Conservation District is pleased to host the 37th Annual Tree Seedling Sale, April 20, 2011. Paging through this newsletter you'll find descriptions of the species offered this year along with the pre-pay order form. All trees and perennials must be pre-ordered with orders due Monday, March 14, 2011. Orders will be ready for pick up during a **one day distribution**, Wednesday, April 20, 2011 from 8 AM – 7 PM.

New to the sale this year is a connection with Octoraro Nursery. Four containerized species will be offered. Also, many customers in 2010 appreciated the addition of apple trees to the sale list. In 2011, two different apple species have been included. We invite you to peruse the newsletter to learn more about the Tree Sale and additional activities and services of the Conservation District.



OCTORARO
NATIVE PLANT
NURSERY

The Tree Seedling Sale is meant to benefit our customers, protect our natural resources, boost wildlife conservation, and create a world of difference for future generations. Additional order forms are available at www.lancasterconservation.org.

—Sallie Gregory Education Coordinator



Your investment in the Tree Sale allows the Conservation District to continue valuable education programs relating to watersheds, wetlands, and conservation practices. Thank you, we look forward to working together.

—Sallie Gregory, Matt Kofroth, Committee Co-Chairs

Tree Sale Pick Up

Wednesday, April 20, 2011

8AM – 7 PM

FARM AND HOME
CENTER AUDITORIUM



Board of Directors

Frank Burkhardt, *Chairman*
Kenneth Meck, *Vice Chairman*
Ronald K. Beam
Daniel C. Heller
Herb Kreider
Jay R. Snyder
Robert Shearer
Sonja Wasco
Craig Lehman, *County Commissioner*

Associate Directors

Edwina Coder
Lisa Graybeal
Robert Lauffer
Matthew Mack
Ronald Meck
David Miller
Rebecca Ranck
Roger Rohrer
Donald M. Robinson
Kenneth Rutt
Kathleen Schreiber
Richard Shellenberger
Robert Wagner
Alfred Wanner Jr.
Gary Willier
Matthew Young

Staff

Administration

Donald McNutt, *Administrator*
Gerald Heistand, *Asst. to the Admin.*
Paula Harnish, *Secretary/Treasurer*
Roberta Hartz, *Sec./Receptionist*

Erosion and Sedimentation

Rebecca Buchanan, *Erosion Control Program Manager*
Nevin Greiner, *Resource Conservationist*
Carol Harnish, *E & S Secretary*
Nate Kurtz, *Erosion Control Tech*
Kent Himelright, *Erosion Control Tech*

Agriculture

Jeff Hill, *Ag. Program Manager*
James Saltsman, *Engineer Assistant*
Kevin Seibert, *Ag Compliance Coord.*
Kate Bresaw, *Ag Conservation Tech*
Andy Hake, *Ag Conservation Tech*
Adam Hartz, *Ag Conservation Tech*
Greg Heigel, *Ag Conservation Tech*
Jenn Ledwich, *Ag Conservation Tech*
Keith Lutz, *Ag Conservation Tech*
Kevin Lutz, *Ag Conservation Tech*
Steven Reiff, *Ag Conservation Tech*
Jill Whitcomb, *Grants Coord./Nutr. Mgt. Technician*
Larry Zuschlag, *Ag Conservation Advisor*

Education and Outreach

Shelly Dehoff, *Ag/Public Liaison*
Dennis Eby, *Plain Sect Outreach*
Sallie Gregory, *Education Coordinator*
Matthew Kofroth, *Watershed Specialist*

USDA Natural Resources Conservation Service

Heather Grove, *District Conservationist*
Gary Ballina, *Civil Engineering Tech*
Omer Brubaker, *Soil Conservationist*
Wendy Coons, *Soil Conservation Tech*
Kathy Forrest, *Program Assistant*
Dale Kriner, *Soil Conservationist*
Bob Livingston, *Soil Conservationist*
Steve Ludwig, *Soil Conservation Tech*
Andy Myers, *Soil Conservation Tech*
Mark Myers, *Soil Conservationist*
Ashley Spotts, *Streambuffer Specialist - CBF*
Rob Weaver, *Soil Conservationist*

Lancaster Co.

Conservation District

1383 Arcadia Rd., Room 200
Lancaster, PA 17601
Phone: 717-299-5361
Fax: 717-299-9459
www.lancasterconservation.org

Conservation School: an Outdoor Adventure

The Lancaster County Youth Conservation School (YCS) will take place July 24-30 celebrating 33 years of education in the great outdoors. Here's **your** chance to join in...

The Lancaster County Conservation District along with Local Sportsmen's Clubs proudly offers a weeklong summer adventure for teen's ages 14-16 interested in outdoor activities and conservation of our natural resources. YCS is a resident school program where students sleep on cots in tents, held at the Northern Lancaster County Fish and Game Protection Association in West Cocalico Township.

Held in a camp like setting, the school provides an opportunity to have fun while learning how to conserve our natural resources. There are many study topics to interest students. Topics include forestry, canoeing, wildlife management, archery, survival, and firearm safety.

Teens will have the opportunity to meet professionals in various environmental related fields and discuss career options with them.

Students benefit from generous County Federated Sportsmen Clubs and Community Organizations who provide 90% of the YCS tuition. Students are responsible for a \$25 registration fee. To receive an application, contact Sallie Gregory at 299-5361 x.117 or click upcoming events at www.lancasterconservation.org by June 3.

—Sallie Gregory, *Education Coordinator*



Trees Offer Great Success!

Incorporating trees into an existing property or planned project can improve aesthetics; provide shade in the summer, wind protection in the winter, and increase property value. Besides the visible benefits, trees have great impacts on stormwater and air temperature. Medium sized trees have been known to move up to 500 gallons of water into the air on a hot day (Timber Press, 2004). Great effort should be taken to preserve established trees, but in most situations trees are planted to replace ones that were removed or to enhance appearance. Here are a few easy tips so your investment is a *Great Success*:


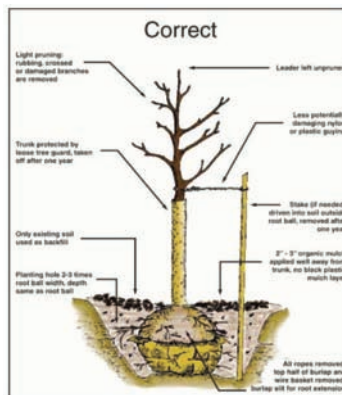
RIGHT TREE/RIGHT PLACE

Climate and soil conditions are vital components in picking the right tree. Most trees are adapted to specific climates and conditions. For example, a water thirsty willow tree would not be happy on the dry mountain ridge. Pay special attention to structures and overhead utility's that may become obstacles in the future. Soils should be loose and not compacted, so young trees can expand growing root systems. The most important rule to remember, make sure the tree fits your personal taste and property before planting.

DIGGIN' IN

Planting should occur in **spring and early fall**, when plants are fairly dormant and do not require large amounts of water. Young trees come in a couple of forms: balled and burlapped, container, and bare root. Balled and container plants can be stored for short periods of time as long as their root wads remain moist and stored

in shaded areas. Bare root trees should be planted with 24 hours of root exposure unless dipped in root gel. The biggest mistake when planting a tree is making the hole too narrow and deep. Holes should be wide enough to allow root expansion, and just deep enough that the tree roots can rest on uncompacted soil. Remember to remove about half of the burlap or the entire container from the root wad. Backfill the hole up to the junction of the roots and tree stem (root flare). Slope the fill toward the tree stem, so water flows toward the root system and not away.




Dr. Bonnie Appleton, Virginia Tech University

TENDER LOVE & CARE

Trees should be well watered after planting and may require occasional irrigation during dry periods for the first few years. Apply a thin mulch layer around the tree to keep the moisture in the soil from evaporating. Place a tube or wrapping on the tree to protect the bark from frost and wildlife. If damaging winds are expected, the tree should be securely staked. Be careful not to "girdle" the tree with the stake rope, as this will prevent water and nutrients from traveling up the tree stem. Show restraint when pruning a young tree, be safe and only prune damaged and broken branches.

For more information on Tree Planting contact your local County Conservation District or Penn State Cooperative Extension Office.

—Kent Himelright, Erosion Control Technician



New Faces for NRCS

October 2010, Kathy Forrest joined the Lancaster NRCS team with a Bachelor of Science degree in Business from Immaculata University plus several years of business experience obtained from working in corporate environments. Kathy resides with her family in Chester County; she enjoys gardening, hiking, spending time with family and friends.



Kathy Forrest



Rob Weaver

Rob Weaver, NRCS Soil Conservationist, joined the Lancaster Field Office in October 2010. Rob comes to us from NRCS in Maryland where he worked 6 years in Carroll and Washington Counties and then 5 years as a conservation planner with the Maryland Department of Agriculture in Harford County, Maryland. He grew up on a beef farm close to the Antietam Battlefield in Western Maryland. Rob graduated from West Virginia University with a Bachelor of Science degree in Agriculture specializing in soils. Rob is currently living in York County and spends his spare time with his daughters Cecilia and Sophia.


Feed Management Improves Water Quality

There is an ever increasing focus on the Chesapeake Bay these days, resulting in a scrutinizing eye on the family farmer trying to make a living milking cows, raising chickens and hogs and growing crops on their patchwork of American soil. The majority of farmers are working to do their part to reduce nutrient and sediment depositions to local streams by having conservation plans and nutrient management plans developed or updated for their operations. They are also implementing best management practices (BMP's) such as manure storages, stabilized barnyards, compost sheds, stream bank fencing and buffers to improve water quality on their farms. Farmers should be applauded for the efforts they have put forth thus far to improve the Bay quality.

However, there is another way to decrease nutrients and improve water quality: feed management. Feed management is defined as using an assortment of tools including frequent analysis of feed, milk and manure, as well as diet formulation to reduce uncertainties of nutrient levels contained within the ration being fed. This enables the maintenance or improvement of milk production and herd health with lower crude protein and mineral content in diets. An additional benefit is improved nutrient utilization meaning reduced nutrient content within manure. Food for thought: feeding excess nitrogen to cows costs the Chesapeake Bay dairy industry \$18 million a year. Feeding 1 pound less of soybean meal at \$250/ton can equate to a savings of 12 cents per cow. Dairy diets typically have 120-160% of the phosphorus needed with the excess being excreted in manure. Only 25-35% nitrogen goes into milk with the rest being excreted in manure.

A way to understand feed management and livestock nutrient requirements is to think of a stave barrel. Water will only remain in the barrel if all staves are the same length, but if any one stave

is reduced, the water level is reduced to the level of that weak link. In a diet, if all nutrients are in perfect balance there will be no excess and no wastage. We realize that it is impossible for all nutrients to be in perfect balance in commercial or practical diets but the goal should be to come as close as possible to meeting the animal's nutrient requirements. Overfeeding can be harmful to both the animal and environment. Animals that become over-conditioned or obese tend to be unproductive and have a greater risk of health problems. Excess feed generally is wasted or becomes contaminated and often ends up in the manure pile.



Did you know that the Natural Resources Conservation Service (NRCS) is offering financial assistance to farmers through the Environmental Quality Incentives Program (EQIP) to formulate and implement a feed management plan for their operation? The Penn State University is partnering with the University of Pennsylvania to develop a program for dairy feed nutritionists to provide them with training to develop these feed management plans. Feeding adjustments completed by following a feed management plan can help farmers reduce nitrogen excretions by 30-50% and phosphorus by 40-60%. Studies have shown farmers working with a nutritionist had a 20% increase in milk production with a 10% decrease in manure nutrient content compared to farmers who manage their rations on their own. As one can see, feed management can reduce input costs to the farmer while helping save the Bay at the same time. Consider developing a feed management plan today. Contact your local NRCS office (299-5361 x.3) for further information, funding opportunities, or to find a nutritionist qualified to write these plans.

—Mark Myers, NRCS Soil Conservationist

I have a Stream in my Pasture.

My stomping grounds are Southern Lancaster County. In this neck of the woods, nearly every farm is blessed (or cursed depending on your perspective) with stream access. Four hundred years ago when many Lancaster County farms were in their infancy, an on-farm stream meant cheap and easy water access for livestock; however, if mismanaged, that cheap and easy water access can pose problems for downstream neighbors. Nutrients and pathogens from manure and sediment from eroding streambanks in overly-grazed riparian areas, (streambanks and wetland areas adjacent to streams), can degrade downstream water quality killing fish and causing illness in livestock. No matter what corner of Lancaster County we call home, the rain hits our roofs. Stormwater, wetlands, streams, and rivers physically and chemically connect us to our downstream neighbors; therefore, the stream has become a state and federally regulated resource. This means that it's not only neighborly to send clean, healthy water downstream, but it's also mandated.

Given the risks of mismanaged grazing in riparian areas, the Natural Resources Conservation Service (NRCS) advocates the permanent exclusion of livestock from the riparian area with the use of a 35' minimum riparian forest buffer. Riparian forest buffers protect air and water quality, reduce soil erosion, stabilize streambanks, provide wildlife habitat, improve conditions for trout and other cold water fish, and trap many nutrients and pathogens found in manure. However, 35' riparian forest buffers are not always feasible in Lancaster County. Often Lancaster County pastures are long, narrow fields on either side of the stream. The pasture is the riparian area and not much more. Also, many are deterred because buffers require additional management and weed control. Is there any possible way to see some of the environmental and community benefits of a riparian forest buffer without permanently excluding all livestock? Is there any way a producer could see financial or production benefit from improved management of the riparian area?

Riparian buffer with log deflector increases fish habitat and improves water quality.



NOW WHAT?



Rainwater accessing a stream through a forest buffer carries less impurities from pasture.

As with almost everything, the answer is “Yes, but....” If a producer is not interested in a riparian forest buffer and complete use exclusion, I may recommend access control and prescribed grazing to manage a riparian area. However, the riparian area should only be grazed after it has fully recovered and grass is a minimum of 6-8” tall. It should only be grazed when the risk of compaction is minimal, (when conditions are not wet). Streambank fencing is still required, but the interior of the fence is often wider than 35’ from the center of the stream to accommodate for the forage needs of the grazing livestock. Riparian areas with steep or vertical streambanks should not be grazed. Finally, a site-specific, rotational grazing plan should be developed for the riparian area and all surrounding upland. By including prescribed grazing and access control on Lancaster County pastures, the producer can greatly improve pasture forage production. Also, the increased grass cover will protect against soil erosion, trap nutrients and pathogens in manure, and stabilize streambanks.

Financial incentives are available for the establishment of riparian forest buffers, prescribed grazing plans, access control, and streambank fencing. If you are interested or have any questions about the management of riparian areas, your local District Agriculture Conservation Technician will be happy to help you. For more information call 299-5361 x5.

—Kate Bresaw, Ag Conservation Technician



**CONSERVE
PA TREES -
DON'T MOVE
FIREWOOD!**

To prevent the movement of three invasive pests, Pennsylvania along with other states currently have quarantines on movement of firewood. Emerald Ash Borer, Asian Longhorned Beetle, and the Thousand Canker Disease are the three reasons to not move firewood. To learn more about the invasive threats to Pennsylvania woods visit www.dcnr.state.pa.us.

Dates to Remember

February 21 – President's Day, office closed
 March 2 – Conservation District Board Mtg @ 7:30 PM
 March 17 – Conservation District Annual Banquet @ 6:15 PM
 April 6 - Conservation District Board Mtg @ 7:30 PM
 April 20 – Tree Seedling Sale Pick Up 8 AM – 7 PM
 April 22 – Good Friday, office closed

R = Rootstock
H = Height
BT = Bloom Time

RT = Ripening Time
C = Color
O = Other



FUJI (Brak Cv)

The Fuji apple was developed in Japan, in the late 1930s, and brought to market in 1962. It originated as a cross between two American apple varieties, the Red Delicious and old Virginia Ralls Genet (sometimes cited as "Rawls Jennet") apples.

R EMLA 26
H 4-5 ft.
BT Mid-season
RT November
C Red with stripe
O Dwarf tree free standing on good soils.
 Stake on poor soils.




GOLDEN DELICIOUS (Gibson Cltv)


Chance hybrid seedling of Grimes Golden & Golden Reinette from West Virginia first marketed in 1914.

R ELMA 7
H 4-5 ft.
BT Mid-season
RT September
C Yellow/Gold
O Semi-Dwarf free standing. Does not pollinate with Gala.

APPROXIMATE HEIGHT AT MATURITY



Fuji



Golden Delicious



OUR MISSION

"CONSERVING NATURAL RESOURCES"

The mission of the Lancaster County Conservation District is to promote **stewardship** of the land, water, and other natural resources; to make all citizens **aware** of the interrelationships between human activities and the natural environment; to provide **assistance** for current efforts in natural resource conservation; and to develop and implement **programs** which promote the stewardship of natural resources; while enlisting and coordinating help from public and private sources in accomplishing this mission.

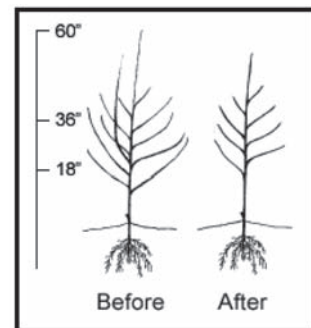
- **Stewardship** • **Awareness**
- **Assistance** • **Programs**

APPLE SELECTIONS

PLANTING – Dig hole 18" wide and 18" deep. Place tree in hole so roots lay naturally, and bud union is 2" above finished soil level. For added strength, turn the tree so the grafted union is toward the NW prevailing wind. If no rain, water every 3 days 2 gallons per tree. A tree guard is a must to prevent bark damage from animals. It is important to prune tree back after planting due to root loss from nursery harvest

FERTILIZING – Do not fertilize the tree at planting. After 1 month, add 4oz of granular 10-10-10 2 ft from the tree trunk. A mature tree needs 6-8 oz of Calcium Nitrate around the drip line in late March. Miracle Grow with micronutrients is fine.

PRUNING – Prune to central leader like Christmas tree. Always prune dead or damaged wood first. Remove one branch where two branches are growing side by side. Angle cut 1 ½ inches after selected last bud. Prune in late February before sap starts flowing. Unlike many trees, apple branches tend to grow vertical. When branches are small, use a clothespin or wooden spreader to gently force selected permanent scaffold branches to 45 degrees.



SPRAYING – Use Captan and Sulphur for brown rot at bloom with no insecticide to protect bees. July 1st spray Captan, Fixed Copper, and Malathion to prevent rots, scab, and codling moth. September first use Captan, Sulphur, and Sevin to control rots, scab, and codling moth. A rainy summer would require extra sprays for rots and scabs. For fire blight, remove infected wood. Follow all pesticide labels for amounts and days to harvest information.

DESCRIPTION OF



CANADIAN HEMLOCK

(Tsuga canadensis)

A/S 3 yrs old, 8"-14" tall

- G** Prefers cool, shady, moist areas, avoid areas of poor drainage.
- C** Use for screening or specimen trees, easily damaged by road salt spray. 40'-70' tall & 25'-30' spread.



COLORADO BLUE SPRUCE

(Picea pungens glauca)

A/S 3 yrs. old, 12"-16" tall

- G** Full sun or partial shade, prefers moist soils but very adaptive to any soil type.
- C** Stiff silvery-blue 1" needles, densely foliated. 30'-60' tall & 10'-20' spread. Slow growth rate.



DOUGLAS FIR

(Pseudotsuga menziesii glauca)

A/S 3 yrs. old, 12"-18" tall

- G** Full sun but will tolerate some shade. Moist, well drained soil preferred. Dislikes hot, dry sites.
- C** Blue-green 1" needles. 60'-80' tall & 15'-20' spread. A desired Christmas tree.



EASTERN WHITE PINE

(Pinus strobus)

A/S 3 yrs. old, 8"-14" tall

- G** Sun although young trees tolerate light shade. Prefers moist, well-drained soils.
- C** Soft needles. 50'-80' tall & 30'-50' wide. Conical form young, losing a defined shape with age (open form). Fast growing.



BLACK WALNUT

(Juglans nigra)

A/S 1 yr old, 10"-20" tall

- G** Prefers deep, moist soil, and full sun. Virtually disease and pest free. Famous for the production by its roots of juglone, a chemical that is toxic to some nearby competitor plants.
- C** Fast growing, valuable native hardwood. 50'-75' tall. Medium growth rate.



RED MAPLE

(Acer rubrum)

A/S 2 yrs old, 8"-16" tall

- G** Full sun best but can tolerate partial shade. Prefers moist acidic soils. Tolerates occasional flooding & wet soils.
- C** Spreads with age to become more oval shape. 40'-70' tall. Brilliant deep scarlet foliage in autumn. Relatively fast growing.



RIVER BIRCH

(Betula nigra)

A/S 2 yrs old, 15"-30" tall

- G** Tolerates heavy, poorly drained soils but widely adapted to varying soils. Full sun.
- C** Reddish brown exfoliating bark provides ornamental value. Often grows along streams. 50'-70' tall with medium to fast growth rate.



SYCAMORE

(Plantus occidentalis)

A/S 2 yrs old, 10"-24" tall

- G** Full sun preferred. Moist, deep, rich, well-drained soils. Can tolerate moderate salt & drought conditions.
- C** Massive white branches, mosaic of colored bark. 75'-90' tall & 60'-70' wide. Leaves turn yellow-brown in autumn.



WHITE OAK

(Quercus alba)

A/S 2 yrs old, 8"-18" tall

- G** Adapted to a wide range of soil and light conditions.
- C** A tree with a broad, wide crown. Leaves are retained through winter. Acorns benefit wildlife.



AMERICAN CRANBERRY BUSH

(Viburnum trilobum)

A/S 2 yrs old, 12"-24" tall

- G** Tolerates poorly drained soil but prefers well drained. Grows best in full to partial sun.
- C** A native shrub 8'-12' tall. Fleshy red fruit with a single seed. Delicate cream or pink colored blossoms arrive in the spring followed by rich burgundy berries in the fall.

TREE SALE ITEMS

A/S = Age/Size
G = Growing Conditions
C = Characteristics



ARROWWOOD

(Viburnum dentatum)

A/S 3 yrs old, 8"-18" tall

- G** Tolerant of a wide range of soil, light, and moisture conditions. Easy to grow.
- C** A dense multi-stem shrub. Typically 5'-9' tall and wide. Fleshy blue fruit with a single seed. Very durable shrub.



BLACK CHOKEBERRY

(Aronia melanocarpa)

A/S 2 yrs old, 7"-14" tall

- G** Full sun or partial shade, but best flowering, fruit, & fall color in full sun. Tolerates both dry & wet soils.
- C** Clusters of small white flowers in Spring. Small, purple/black fruit in late summer. 3'-5' tall shrub. Autumn foliage color red.



REDBUD

(Cercis canadensis)

A/S 2 yrs old, 12"-24" tall

- G** Full sun to light shade. Likes moist, well-drained soils. Avoid permanently wet soils.
- C** Shape is rounded to broad & flat-topped. 20'-30' tall & 25'-35' wide. Lavender colored buds in early spring.



SILKY DOGWOOD

(Cornus amomum)

A/S 3 yrs old, 30"-40" tall

- G** Performs best in moist soils, somewhat poorly drained. Full sun to partial shade.
- C** Shrub 6'-10' tall. Brown to maroon bark, yellowish-white flowers in late Spring. Bluish fruit in fall. Fast growth rate.



WHITE FLOWERING DOGWOOD

(Cornus florida)

A/S 2 yrs old, 10"-20" tall

- G** Partial shade, average soil & moisture conditions.
- C** Showy white flowers in early spring. Red fruit eaten by birds. Crimson fall foliage.



NASSELLA

"Ponytails"

A/S Quart pot

- G** Full sun. Very drought tolerant. Space 24"-30" apart.
- C** Slender, **silky green** flower spikes bloom above bright green clumps of foliage. 18"-24" tall & 18" wide.



DELOSPERMA – Ice Plant

"Cooperi"

A/S Quart pot

- G** Full sun. Demands good drainage. Drought tolerant once established.
- C** **Rose-pink** flowers from summer through fall over mats of succulent jelly-bean leaves. 3" tall.



DIGITALIS - Foxglove

"Excelsior"

A/S Quart pot

- G** Sun to partial shade. Average water needs.
- C** Blooms around mid-summer. **Yellow, pink, and/or white** flowers on tall stems, 2'-6' tall. Can spread to 18" wide.



GLORIOSA DAISY - Rudbeckia

"Cherry Brandy"

A/S Quart pot

- G** Full sun to partial shade. Drought tolerant. Average water needs.
- C** Plant is attractive to bees, birds and butterflies. Flowers **red or scarlet** color. 12"-24" tall and 12"-18" wide.



JACOBS LADDER

"Polemonium Blue"

A/S Quart pot

- G** Shade tolerant. Prefers slightly moist soils but will grow in other types as well.
- C** Leaves are opposite and resemble step ladder. 2'-4' tall. **Blue** blooms in spring to early summer.

A/S = Age/Size
G = Growing Conditions
C = Characteristics

DESCRIPTION OF TREE SALE ITEMS



LAVENDER

"Munstead"

A/S Quart pot

G Grow in well-drained soils in an open, sunny spot.

C An evergreen perennial with subtle blue-green coloring and sweet fragrance. Gets 12-18" tall and 30" wide. Leaves first open **white**, then turn **pale gray-blue** before the **lavender** kicks in. Blooms from May-July.



PENSTEMON - Beard Tongue

"Red Rocks"

A/S Quart pot

G Full to partial sun. Drought tolerant plant species.

C Vase shaped flowers on 3'-4' tall stem. Bright **cherry-pink** flowers in late July-October. Attracts hummingbirds & butterflies.



SWEET WILLIAM

"Dwarf Double"

A/S Quart pot

G Prefers slightly alkaline soils and likes warm sunny growing areas.

C A mixture of **pink, red, salmon, and white** colored flowers on a dwarf 6" stalk. 18" tall and wide.



EMERALD GREEN ARBORVITAE

(Thuja occidentalis)

A/S 3-4" pot

G Sun or partial shade. Adapted to many soil types, even wet soil.

C Pyramidal shape. 12'-14' tall & 3'-4' width. Can be used as a screen or wind-break.



MYRTLE

(Vinca minor)

A/S 50 plants per flat

G Partial sun to full shade. Performs best in well-drained soils. Plant 1' x 1' spacing.

C Short evergreen perennial groundcover. Grows to 6" tall & 3' diameter. Small **blue-purple** flowers.



PACHYSANDRA

(Spurge)

A/S 100 plants per flat

G Avoid direct sun. Plant 1' x 1'.

C Evergreen spreading groundcover. 9"-12" high. Blooms clusters of tiny, off-white flowers.



RED OAK

(Quercus rubra)

A/S Containerized Pot 3"x3"x9"

G Full sun & withstands urban conditions best. Well-drained, acidic, sandy loams soils are best.

C Long-lived, fast growing tree. Up to 75' tall. Red leaves in fall. Timber and wild-life value.



SWEETBAY MAGNOLA

(Magnolia virginiana)

A/S Containerized Pot 3"x3"x9"

G Tolerant of wet soils but must be acidic. Full sun is best, but tolerant of partial shade.

C Small native tree planted as an ornamental, leathery leaf, large white **fragrant flowers**. Blooms in Mid-June. 10'-30' tall.



TULIP POPLAR

(Liriodendron tulipifera)

A/S Containerized Pot 3"x3"x9"

G Prefers a deep, moist, fertile soil. Full sun and slightly acidic soils are best.

C Showy flowers resembling tulips. Wildlife and timber value. Fast growing. 70'-90' tall.



BRUNSWICK LOWBUSH BLUEBERRY

(vaccinium angustifolium Brunswick)

A/S Containerized Pot 3"x3"x9"

G Ideal soil moist, high in organic matter, and well drained. Sandy soils with adequate moisture support good growth. Full sun to partial shade.

C A deciduous, twiggy shrub. 1'-2' tall and 2' wide. Moderate growth rate. Bluish-black fruit, sweet and edible. Matures in mid-to late summer. Self-pollinating.



Lancaster County Conservation District 2011 Tree Seedling Order Form

Order Deadline: March 14, 2011

Pickup: WEDNESDAY, April 20, 2011

Name _____

(Mailing) Address _____

City _____ State _____ Zip _____ Phone () _____

| CONIFERS (Sold in Bundles of 10) | No. of Bundles | Price/Bundle | Amount |
|----------------------------------|----------------|--------------|--------|
| Canadian Hemlock | | \$ 6.00 | \$ |
| Colorado Blue Spruce | | \$ 6.00 | \$ |
| Douglas Fir | | \$ 6.00 | \$ |
| Eastern White Pine | | \$ 6.00 | \$ |

| FRUIT TREES (Sold Individually) | No. of Trees | Price/Tree | Amount |
|---------------------------------|--------------|------------|--------|
| Fuji | | \$ 11.00 | \$ |
| Golden Delicious | | \$ 11.00 | \$ |

| HARDWOODS | No. of Trees | Price/Tree | Amount |
|--------------|--------------|------------|--------|
| Black Walnut | | \$ 1.25 | \$ |
| Red Maple | | \$ 1.25 | \$ |
| River Birch | | \$ 1.25 | \$ |
| Sycamore | | \$ 1.25 | \$ |
| White Oak | | \$ 1.25 | \$ |

| WILDLIFE SPECIES | No. of Trees | Price/Tree | Amount |
|-------------------------|--------------|------------|--------|
| American Cranberry Bush | | \$ 1.25 | \$ |
| Arrowwood | | \$ 1.25 | \$ |
| Black Chokeberry | | \$ 1.25 | \$ |
| Redbud | | \$ 1.25 | \$ |
| Silky Dogwood | | \$ 1.25 | \$ |
| White Flowering Dogwood | | \$ 1.25 | \$ |

| ORNAMENTAL GRASSES | No. of Pots | Price/Pot | Amount |
|----------------------|-------------|-----------|--------|
| Nassella "Ponytails" | | \$ 2.75 | \$ |

| PERENNIAL POTTED STOCK | No. of Pots | Price/Pot | Amount |
|--|-------------|-----------|--------|
| Delosperma (Ice Plant) "Cooperi" | | \$ 2.75 | \$ |
| Digitalis (Foxglove) "Excelsior" | | \$ 2.75 | \$ |
| Gloriosa Daisy (Rudbeckia) "Cherry Brandy" | | \$ 2.75 | \$ |
| Jacobs Ladder "Polemonium Blue" | | \$ 2.75 | \$ |
| Lavender "Munstead" | | \$ 2.75 | \$ |
| Penstemon (Beard Tongue) "Red Rocks" | | \$ 2.75 | \$ |
| Sweet William "Dwarf Double" | | \$ 2.75 | \$ |

| ORNAMENTAL TREES, SHRUBS | No. of Trees | Price/Tree | Amount |
|--------------------------|--------------|------------|--------|
| Emerald Green Arborvitae | | \$ 2.75 | \$ |

| GROUND COVER | No. of Flats | Price/Flat | Amount |
|--------------|--------------|------------|--------|
| Myrtle | | \$ 16.50 | \$ |
| Pachysandra | | \$ 14.50 | \$ |

| OCTORARA CONTAINERIZED | No. of Pots | Price/Pot | Amount |
|-----------------------------|-------------|-----------|--------|
| Red Oak | | \$4.00 | \$ |
| Sweetbay Magnolia | | \$4.00 | \$ |
| Tulip Poplar | | \$4.00 | \$ |
| Brunswick Lowbush Blueberry | | \$4.25 | \$ |

| | No. of Protectors | Price Ea. | Amount |
|------------------------------------|-------------------|-----------|--------|
| Plantra VENTED 5ft. Tree Protector | | \$ 4.25 | \$ |

Deadline March 14 TOTAL AMOUNT DUE \$ _____

For Office Use Only

Order No. _____

Contact No. _____

Date Rec'd _____

Check No. _____

Payment \$ _____



**Only Prepaid
Orders Accepted.**

Checks payable to:
Lancaster County
Conservation District

Mail order form &
payment to:
ATTN: Tree Sale
Lancaster County
Conservation District
1383 Arcadia Rd. Rm 200
Lancaster, PA 17601





Lancaster County Conservation District
1383 Arcadia Rd Rm 200
Lancaster PA 17601-3149

NONPROFIT ORG.
U S POSTAGE
PAID
LANCASTER PA
PERMIT NO 409



IN THIS ISSUE: 2011 TREE SEEDLING ORDER FORM

DATESAVER:

Lancaster County Sustainable Landscapes Bus Tour

Thursday, June 23, 2011
7:30 AM - 3:30 PM

Day begins at
Farm and Home Center,
includes breakfast and lunch.

Registration available
May 2011.

For more information contact Susan Parry at 241-4361.



FREE Compost @ Tree Sale

Nearly all Pennsylvania soils are low in organic matter. An increase of only 1 to 1.5% of organic matter will greatly improve the physical quality of soil and result in better root penetration. Composted organic matter can be a very effective addition to soil which, in time, will decompose to enhance the quality of soil. *Source: Penn State University, College of Agricultural Sciences.*

FREE compost will be available to all Tree Sale customers. Please bring a bucket or container to fill.



2-Year Record Keeping Calendars for Farmers

Pennsylvania Conservation Calendars are now available. This two year (2011-2012) calendar was developed for producers who work the land, manage livestock, and grow crops for food, fiber and fuel. The calendar has timely reminders each month regarding the upkeep of conservation practices. Each month the calendar provides manure management, agronomy, pasture, and grazing tips. The calendar is sprinkled with additional tips, advice and education appropriate for each particular month. The calendar promotes the adoption of cost-effective agronomic practices and provides technical support.

The calendar is designed to encourage record-keeping. Space is allotted to write notes reminding a farmer what, when and where they should spread something. The calendar is 11" x 17", contains colorful pictures and large enough that it shouldn't get lost. Good recordkeeping helps strengthen the farm's economics by keeping production goals on track. Evaluating progress each year helps with future operation decisions.

The well managed farms of Pennsylvania help strengthen agriculture's productivity and profitability. By properly managing conservation practices, farms can increase crop yields, reduce fertilizer costs, and improve the soil quality of the cropland. Good management on farms lowers nutrient and sediment runoff from manure storage areas and crop fields. This helps protect streams and ground water that leads to better drinking water.

If you are a farmer, and would like a calendar, contact Shelly Dehoff at 717-880-0848 or shelly.dehoff@gmail.com.

—Shelly Dehoff, Ombudsman